

GAREX

PERFORMANCE MADE SIMPLE



Illustrated model: Urban

GARAGE DOORS RESIDENTIAL BROCHURE

WELL DESIGNED
EASY TO CUSTOMIZE
QUICK TO INSTALL



A door for every style!

Thickness and insulation




1 3/8 Doors (R-12 Insulation): A more economical option, suitable for garages requiring less insulation.

1 3/4 Doors (R-16 Insulation): More popular, perfectly designed for Canadian winters.

Fully Glazed 1 3/4 Doors: Panoramic (Without Insulation).

Coating materials



Standard Galvanized Steel (26 ga): The most popular and robust and choice.

Aluminum (23 ga): Known for its lightweight properties.

Heavy-Duty Galvanized Steel (20 ga): Sturdy steel option for a smooth finish (Quantum).

Aluminum for Fully Glazed Doors.

Colors




10 Standard Colors.

Custom Colors : Additional charges apply.

Choice of style

Minimalist



Texture (Woodgrain)
Smooth (Quantum)

With grooves



Thin (Urban | Urban MR)
Wide (Grooved | Multi-groove MG)

With embossing



Traditional (Classic / Premium)
Vertical lines (Vermont / New Hampshire)

Overlay / Moulding



Overlay (Overlays collection)
Moulding (Heritage)



Decorative Hardware

Available on all embossed models.



COLONIAL SPADE ASPEN SPEAR ARROW LYS FLOWER



Illustrated model: Urban MR

MODERN

Our modern-style garage doors embody a minimalist design that imparts a current and sleek look. They stand as the top choice for homeowners with contemporary houses seeking refined aesthetics.

See pages 4 to 11.

TRADITIONAL

Our traditional-style garage doors embody a classic and timeless design. They represent the perfect choice for homeowners seeking timeless elegance.

See pages 12 to 17.



Illustrated model: Premium Select XL

CARRIAGE HOUSE

Our carriage-style garage doors display a rustic and warm design. They are the perfect choice for homeowners seeking authentic and natural charm.

See pages 18 to 23.



Illustrated model: Godefroy (33)

PANORAMIC

Our fully glazed garage doors maximize the influx of natural light, resulting in a bright and welcoming interior. They are the preferred choice for homeowners seeking a chic design with a high-end finish.

See pages 24-25.



Illustrated model: Panoramic



Wide Grooves and Modern Design


Illustrated model: Grooved (GX)



Grooved series

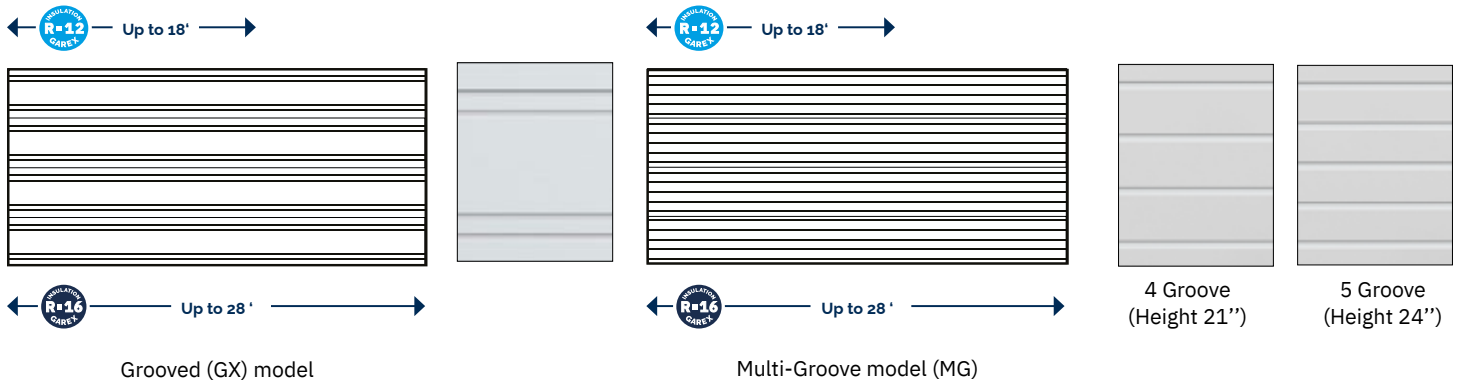
Discover our Grooved series. Its distinctive feature lies in its wide grooves, offering a modern and sleek aesthetic. For architecture enthusiasts, this series will appeal to you with its linear aspect and sobriety.

COATING



*For aluminum coating, chromate pretreatment is used instead of galvanization.

Available configurations



Discover your style



Illustrated model: Grooved GX

Color chart

Galvanized Steel



Aluminum



GENTEK

Available in the color of your choice.

*Additional charges apply.

Technical information

Panel height	18*, 21 and 24 inches (45, 53 and 60 cm)
Panel width	1 3/8": Up to 18 feet (5,48 m) 1 3/4": Up to 28 feet (8,53 m)
Door Thickness	1 3/8" (34,93 mm) / RSI 2,11 (R-12) 1 3/4" (44,45 mm) / RSI 2,81 (R-16)
Windows	1 3/8": Standard injected frame (1520 or 1542) 1 3/4": Standard injected frame (24x12 or 40x13)
Metal Thickness	26 ga Steel : 0,47 mm (0,0185 in) 23 ga Aluminum : 0,61 mm (0,024 in)
Insulation	High-density polyurethane meeting the highest environmental standards.
End Block	Made of 100% recycled materials - A Garex exclusivity.
Coating	Baked Polyester (2 layers)
Texture	Woodgrain

*The MG (Multi-Groove) model is not available in 18 inches (45 cm) height.



Fine Lines and Contemporary Look

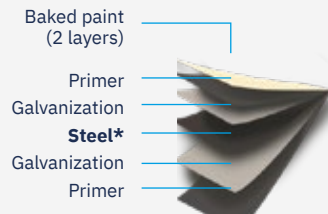
Illustrated model: Urban



Urban series

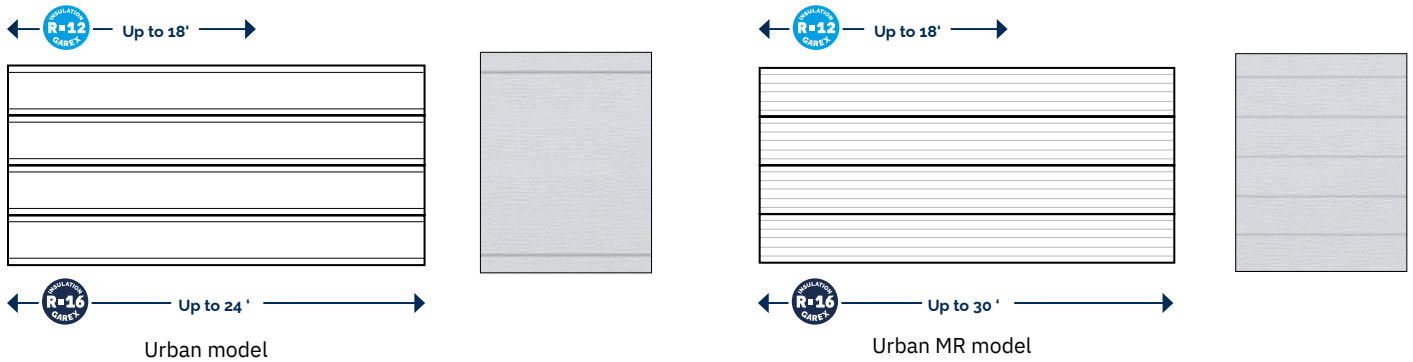
Discover our Urban series. With its subtle embossing and fine lines, these doors perfectly embody the aesthetics of contemporary design. No matter your project, let yourself be captivated by their elegant and sophisticated look, bringing an incomparable touch of modernity to your home.

COATING



*For aluminum coating, chromate pretreatment is used instead of galvanization.

Available configurations



Discover your style



Illustrated model: Urban MR

Color chart

Galvanized Steel



Aluminum



GENTEK.

Available in the color of your choice.
*Additional charges apply.

Technical information

Panel height	18, 21 and 24 inches (45, 53 and 60 cm)
Panel width	1 3/8": Up to 18 feet (5,48 m) 1 3/4": Up to 24 and 30 feet (7,32 m and 9,14 m)
Door Thickness	1 3/8" (34,93 mm) / RSI 2,11 (R-12) 1 3/4" (44,45 mm) / RSI 2,81 (R-16)
Windows	1 3/8": Standard injected frame (1520 or 1542) 1 3/4": Standard injected frame (24x12 or 40x13)
Metal Thickness	26 ga Steel : 0,47 mm (0,0185 in) 23 ga Aluminum : 0,61 mm (0,024 in)
Insulation	High-density polyurethane meeting the highest environmental standards.
End Block	Made of 100% recycled materials - A Garex exclusivity.
Coating	Baked Polyester (2 layers)
Texture	Woodgrain



Simplicity and
Elegance




Woodgrain

Discover our Woodgrain model. With a finish that evokes the authenticity of wood, it offers a modern and uniform aesthetic that will charm all design enthusiasts. Whatever your style, the simple elegance of this model will surely delight you.

COATING



Baked paint
(2 layers)

Primer
Galvanization
Steel*
Galvanization
Primer



*For aluminum coating, chromate pretreatment is used instead of galvanization.

Available configurations




Discover your style



Color chart

Galvanized Steel



Aluminum



White



GENTEK

Available in the color of your choice.

**Additional charges apply.*

Technical information

Panel height	18, 21 and 24 inches (45, 53 and 60 cm)
Panel width	1 3/8": Up to 18 feet (5,48 m) 1 3/4": Up to 24 feet (7,32 m)
Door Thickness	1 3/8" (34,93 mm) / RSI 2,11 (R-12) 1 3/4" (44,45 mm) / RSI 2,81 (R-16)
Windows	1 3/8": Standard injected frame (1520 or 1542) 1 3/4": Standard injected frame (24x12 or 40x13)
Metal Thickness	26 ga Steel : 0,47 mm (0,0185 in) 23 ga Aluminum : 0,61 mm (0,024 in)
Insulation	High-density polyurethane meeting the highest environmental standards.
End Block	Made of 100% recycled materials - A Garex exclusivity.
Coating	Baked Polyester (2 layers)
Texture	Woodgrain




Modern and Minimalist Look



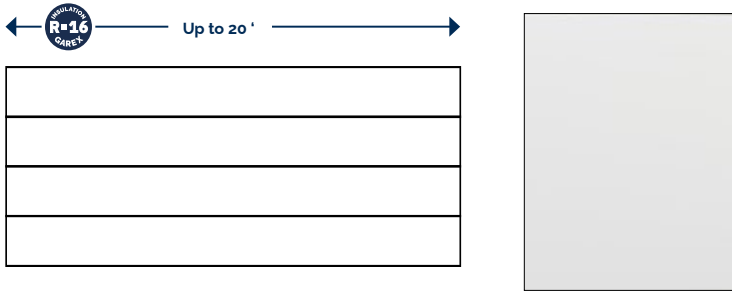
Quantum

Discover our Quantum model. With its smooth finish and absence of grooves, this model embodies the perfect marriage between minimalism and elegance. Made from 20ga steel, it provides the structure with increased strength and rigidity. Designed for modern and contemporary-style homes, the Quantum model is sure to satisfy architecture and design enthusiasts.

COATING



Available configurations




Discover your style



Color chart

Galvanized Steel (20 ga)



White



GENTEK.

*Available in the color of your choice.
Additional charges apply.

Technical information

Panel height	18, 21 and 24 inches (45, 53 and 60 cm)
Panel width	Up to 20 feet (9,14 m)
Door Thickness	1 ¾" (44,45 mm) / RSI 2,81 (R-16)
Windows	Standard injected frame (24x12 or 40x13)
Metal Thickness	20 ga Steel : 0,47 mm (0,0185 in)
Insulation	High-density polyurethane meeting the highest environmental standards.
End Block	Made of 100% recycled materials - A Garex exclusivity.
Coating	Baked Polyester (2 layers)
Texture	Smooth




**Timeless Appearance
and Rich Look**



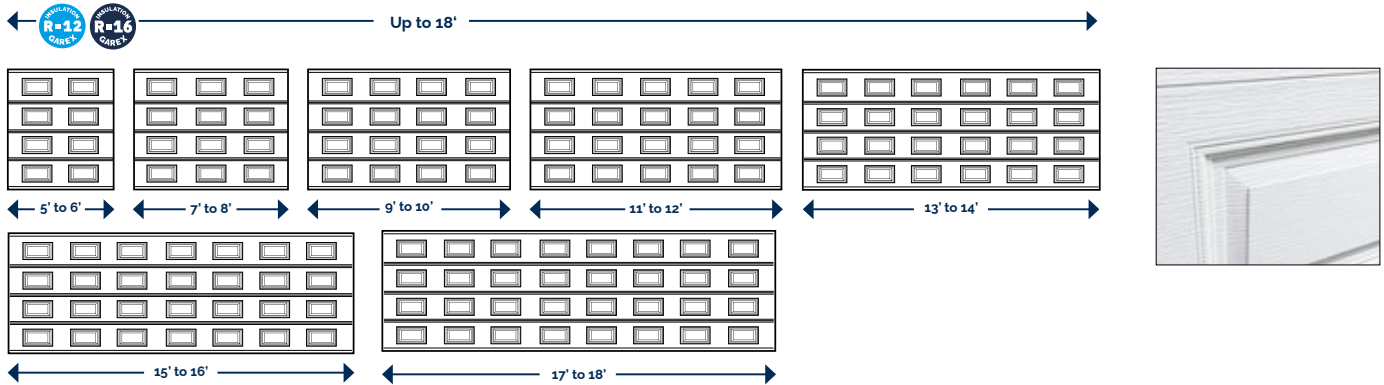
Classic

Discover our Classic model. With its delicately enhanced embossing and fine grooves, it embodies a timeless traditional design. Ideal for a variety of projects, it seamlessly combines quality and affordability without compromise.

COATING



Available configurations



Discover your style



Color chart

Galvanized Steel



White Pure White (138) Black



GENTEK

Available in the color of your choice.
*Additional charges apply.

Technical information

Panel height	18, 21 and 24 inches (45, 53 and 60 cm)
Panel width	1 3/8": Up to 18 feet (5,48 m) 1 3/4": Up to 24 feet (9,14 m)
Door Thickness	1 3/8" (34,925 mm) / RSI 2,11 (R-12) 1 3/4" (44,45 mm) / RSI 2,81 (R-16)
Windows	1520 Standard injected frame (Available inserts)
Metal Thickness	26 ga Steel : 0,47 mm (0,0185 in) 23 ga Aluminum : 0,61 mm (0,024 in)
Insulation	High-density polyurethane meeting the highest environmental standards.
End Block	Made of 100% recycled materials - A Garex exclusivity.
Coating	Baked Polyester (2 layers)
Texture	Woodgrain



Traditional Design and Sleek Look


Illustrated model: Premium Select MX-B



Premium series

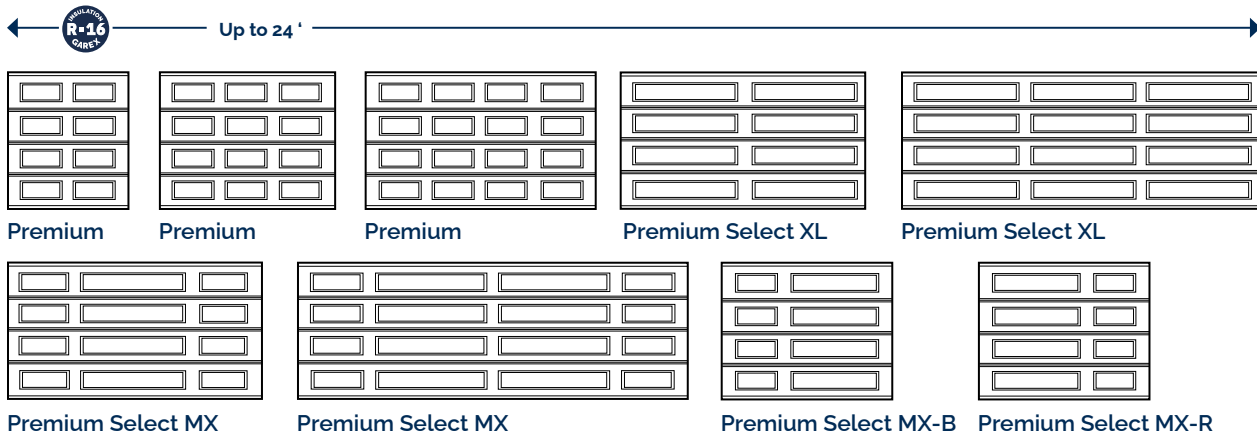
Discover our Premium series. Very popular on the market, it embodies a classic, timeless style. With its embossed pattern enhanced by two fine grooves, this series is customizable to your preferences. Without doubt, it will add a touch of charm and elegance to your home.

COATING



*For aluminum coating, chromate pretreatment is used instead of galvanization.

Available configurations



Discover your style



Illustrated model: Premium

Color chart

Galvanized Steel



Aluminum



GENTEK

Available in the color of your choice.
*Additional charges apply.

Technical information

Panel height	18, 21 and 24 inches (45, 53 and 60 cm)
Panel width	Premium/Select XL: 3 to 24 feet (0.91 m to 7.32 m) Select MX-B/MX-R: 7 to 9 feet (2.13 m to 2.74 m) Select MX: 9 to 24 feet (2.74 m to 7.32 m)
Door Thickness	1 3/4" (44,45 mm) / RSI 2,81 (R-16)
Windows	Premium: 24x12 Standard injected frame Select XL: 40x13 Standard injected frame
Metal Thickness	26 ga Steel : 0,47 mm (0,0185 in) 23 ga Aluminum : 0,61 mm (0,024 in)
Insulation	High-density polyurethane meeting the highest environmental standards.
End Block	Made of 100% recycled materials - A Garex exclusivity.
Coating	Baked Polyester (2 layers)
Texture	Woodgrain




Mid Century Appeal
and Elegant design



Heritage

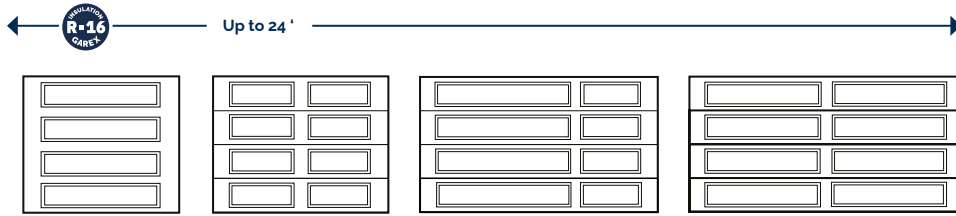
Discover our Heritage model. This model stands out with its customizable oversized moulding, specially designed to add a distinctive architectural touch to your property. It embodies both sobriety and elegance, making it a must-have choice for those seeking a stylish garage door with an ancestral look.

COATING



*For aluminum coating, chromate pretreatment is used instead of galvanization.

Available configurations



The maximum size of the applied moulding is 6' wide.



Discover your style



9 ft. door width with 6 ft. applied moulding.

Color chart

Galvanized Steel



Aluminum



White



GENTEK

Available in the color of your choice.

**Additional charges apply.*

Technical information

Panel height	18, 21 and 24 inches (45, 53 and 60 cm)
Panel width	4 to 24 feet (1,21 m to 7,32 m)
Door Thickness	1 3/4" (44,45 mm) / RSI 2,81 (R-16)
Metal Thickness	26 ga Steel : 0,47 mm (0,0185 in)
Insulation	High-density polyurethane meeting the highest environmental standards.
End Block	Made of 100% recycled materials - A Garex exclusivity.
Coating	Baked Polyester (2 layers)
Texture	Woodgrain




Rustic and Authentic look



New Hampshire

Discover our New Hampshire model. With its vertical lines and well-thought-out spacing between embossing, it offers the possibility to incorporate refined double windows, adding a touch of light and style to your space. Let yourself be charmed by its unique and warm character, which will undoubtedly bring a rustic and authentic ambiance to your home.

COATING




*For aluminum coating, chromate pretreatment is used instead of galvanization.

Available configurations



Discover your style



Color chart

Galvanized Steel



Aluminum



GENTEK

Available in the color of your choice.
*Additional charges apply.

Technical information

Panel height	18, 21 and 24 inches (45, 53 and 60 cm)
Panel width	1 3/8": 5 to 18 feet (1,52 m to 5,48 m) 1 3/4": 4 to 24 feet (1,22 m to 7,32 m)
Door Thickness	1 3/8" (34,925 mm) / RSI 2,11 (R-12) 1 3/4" (44,45 mm) / RSI 2,81 (R-16)
Windows	1 3/8": 1542 Standard injected frame (Available inserts) 1 3/4": 40x13 Standard injected frame
Metal Thickness	26 ga Steel : 0,47 mm (0,0185 in) 23 ga Aluminum : 0,61 mm (0,024 in)
Insulation	High-density polyurethane meeting the highest environmental standards.
End Block	Made of 100% recycled materials - A Garex exclusivity.
Coating	Baked Polyester (2 layers)
Texture	Woodgrain




**Old World Charm
and Sleek Design**



Vermont

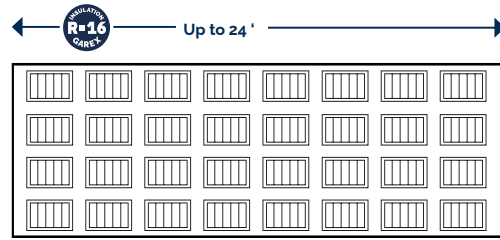
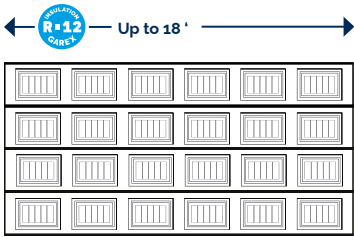
Discover our Vermont model. Inspired by the charm of New Hampshire, it features an elegant and regular embossing pattern, perfect for accommodating single windows. Its clean and symmetrical design will undoubtedly add a unique character to your home.

COATING





*For aluminum coating, chromate pretreatment is used instead of galvanization.

Available configurations




Discover your style



Illustrated door: 1 3/4" (R-16) door

Color chart

Galvanized Steel



Aluminum



GENTEK
Available in the color of your choice.
*Additional charges apply.

Technical information

Panel height	18, 21 and 24 inches (45, 53 and 60 cm)
Panel width	1 3/8": 5 to 18 feet (1,52 m to 5,48 m) 1 3/4": 4 to 24 feet (1,22 m to 7,32 m)
Door Thickness	1 3/8" (34,925 mm) / RSI 2,11 (R-12) 1 3/4" (44,45 mm) / RSI 2,81 (R-16)
Windows	1 3/8": 1542 Standard injected frame (Available inserts) 1 3/4": 19x13 Standard injected frame
Metal Thickness	26 ga Steel : 0,47 mm (0,0185 in) 23 ga Aluminum : 0,61 mm (0,024 in)
Insulation	High-density polyurethane meeting the highest environmental standards.
End Block	Made of 100% recycled materials - A Garex exclusivity.
Coating	Baked Polyester (2 layers)
Texture	Woodgrain



Decorative Overlays adding Character and Authenticity


Illustrated model: Compact Villeray



Overlays Collection

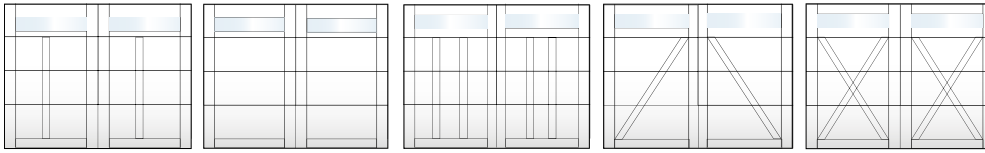
Discover our Overlays collection. With its multitude of decorative board options, these doors will undoubtedly bring a rustic touch to your home. With the option to customize the color of the boards, you can unleash your imagination or simply go with a color match for a more elegant and warm style. Whatever your choice, we have the perfect option for you.

COATING



Available configurations

←  Up to 20' →



TILLY (30) **PORT-ROYAL (31)** **MONTARVILLE (32)** **GODEFROY (33)** **LOTBINIERE (34)**



MITIS (35) **EXTENDED VILLERAY** **UNIFORM VILLERAY** **COMPACT VILLERAY**



POSSIBILITY OF HAVING A DIFFERENT COLOR FOR THE DOOR AND THE PLANKS OR PAINTED TO MATCH.


Discover your style



Illustrated model: Extended Villeray

Color chart

Galvanized Steel



White Silver Pebble Sable Slate
Dark Oak Commerical Brown Iron Ore Black



GENTEK

Available in the color of your choice.
*Additional charges apply.

Technical information


Panel height	18, 21 and 24 inches (45, 53 and 60 cm)
Panel width	4 to 20 feet (1.22 m to 6,1 m)
Board width	3 1/2" and 5 1/2" (8,89 cm and 13,97 cm)
Door Thickness	1 3/4" (44,45 mm) / RSI 2,81 (R-16)
Metal Thickness	26 ga Steel : 0,47 mm (0,0185 in)
Insulation	High-density polyurethane meeting the highest environmental standards.
End Block	Made of 100% recycled materials - A Garex exclusivity.
Coating	Baked Polyester (2 layers)
Texture	Woodgrain



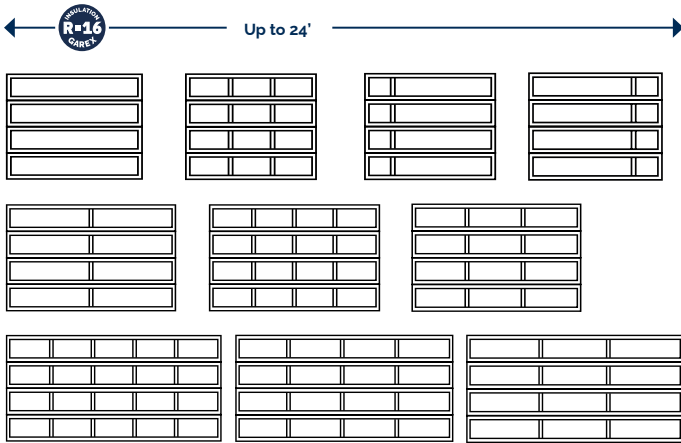
**Fullview Design
and Brightness**

Panoramic

Discover our Panoramic door. With its fully glazed surface, it captures the natural light to create a pleasant and bright interior. It is the ideal choice for homeowners seeking a refined, minimalist, and sleek aesthetic. Please note that this door is not insulated.



Available configurations




The placement of vertical mullions and the height of the glass sections can be adjusted to suit the desired architectural look.

Discover your style




Color chart

Aluminum



White



Black



Clear Anodized

Technical information

Panel height	Variable
Panel width	8 to 24 feet (2,44 m to 7,32 m)
Door Thickness	1 ¾" (44,45 mm)
Metal Thickness	Aluminum (6063 T5 alloy) 0,068 po / 1,73 mm
Insulation	Not insulated
Mullion width	1,6" (40,63 mm)
Texture	Smooth



GENTEK


Available in the color of your choice.

**Additional charges apply.*

WINDOWS TO SUIT YOUR HOME

Available Thermos

24" x 12" OR 40" x 13"



GENTEK.

Available in the color of your choice.

**Additional charges apply.*

Also available in white, brass and pewter.

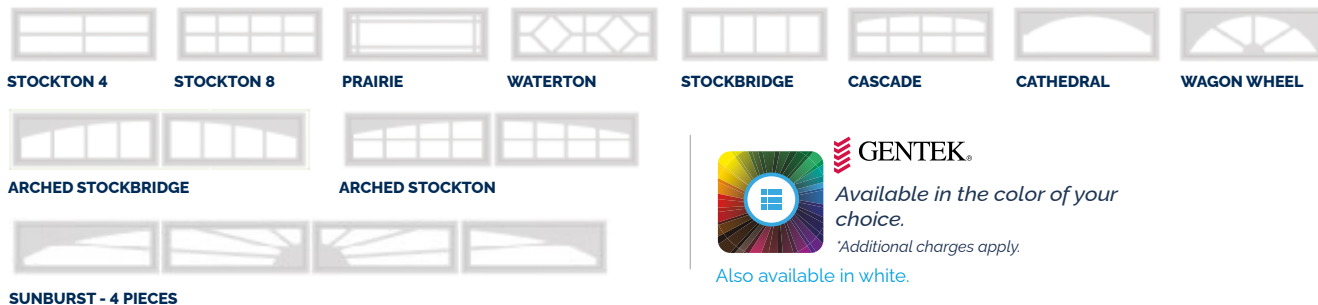
Several configurations of shapes and types of bar designs such as georgian, rectangular and tubular are available.

Available Inserts (for 1520 and 1542 windows)

CLASSIC AND VERMONT (1520) 20" x 14"



NEW HAMPSHIRE (1542) 43" x 16"



GENTEK.

Available in the color of your choice.

**Additional charges apply.*

Also available in white.

GLASS SPECIFICATIONS

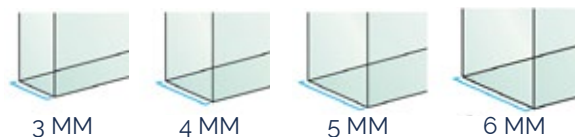
GLASSES MAXIMAL WIDTH

3 MM (STANDARD) | 33" TO 50" (838,2 MM TO 1270 MM)


4 MM | 48" TO 65" (1219,2 MM TO 1651 MM)

5 MM | UP TO 128" (3251 MM)

6 MM | 18" TO 100" (457,2 MM TO 2540 MM)




TYPES OF GLASS



TRIPLE CLEAR

TRIPLE BRONZE



POLYCARBONATE (16MM)

(Option available for panoramic door only)

GLASS SELECTION



CLEAR



GRAY



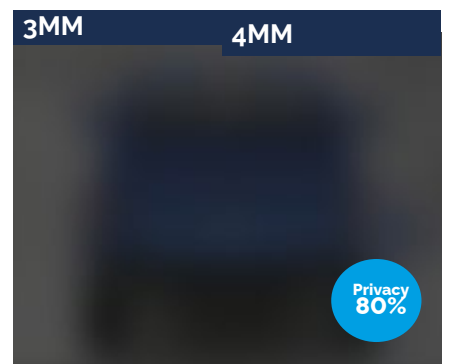
BRONZE




PIN HEAD



SATIN / FROSTED



BLACK SATIN



DARK TINTED



GLUE CHIP



GRAY



MIRROPANE GRAY

*Mirror



BRONZE



SUPERGRAY

*Available in tempered glass only

Photos may differ slightly from actual glass tints.

Several other glass options available. For more information, please contact your Garex distributor.

WEATHER SEALS

Weather seals are essential to maintain the energy efficiency and durability of your garage door. They prevent air infiltration and preserve heat, thereby reducing energy costs.

HYBRID
(Aluminum/PVC)



WHITE



SLATE



COMMERCIAL BROWN



IRON ORE



BLACK

PVC



Protect your space from the elements by choosing suitable weather seals.



GENTEK.

Available in the color of your choice.

**Additional charges apply.*


OPERATORS

Whether you're looking for a quiet, smartphone-connected garage door opener, one with lighting, or any other features, we have a wide inventory of garage door openers to meet your needs.

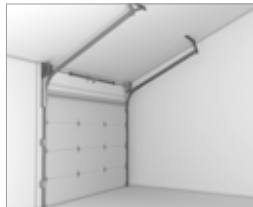


ELEVATION TYPES

Whatever the configuration of the space available to install the operating mechanism, we have the right system for your environment. Additional options are also available.



STANDARD



SLOPED ROOF



HIGH LIFT



LOW HEADROOM



FULL VERTICAL LIFT

Strong and durable

Garex garage doors are designed to provide robust protection against weather conditions through the use of high-quality materials. Their efficient insulation helps maintain optimal energy efficiency in your home. Choose the strength of our garage doors for a lasting and secure investment, ensuring peace of mind and longevity.



Garex: Innovation at the heart of excellence

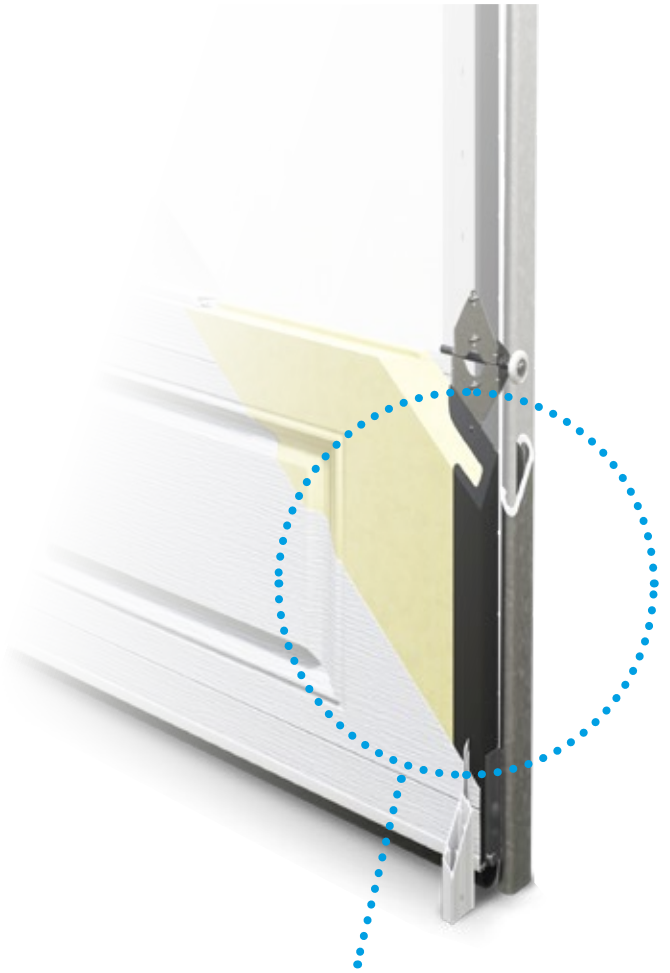
Composite end blocks

Exclusive to Garex, our garage doors are designed with composite end blocks made from 100% recycled materials, **ensuring mildew and moisture resistance** while offering a **true thermal break**. The ability to design and manufacture these end blocks according to a precise profile allows for the integration of a groove, promoting a better bond between the end block and the expanded polyurethane while maximizing the contact surface between the cladding and the insulation.

Our composite end blocks are just one of the ways we're committed to providing you with durable, sturdy doors for many years to come.

Recognized by the industry

As soon as they were introduced to the market in 2015, our end blocks attracted a lot of attention. The Contech Building jury, a leading figure in the construction industry, selected our product as one of its top 5 favorites out of the 25 innovations presented. This recognition attests to our commitment to excellence and our determination to offer unmatched quality products.



Composite end blocks, exclusive to Garex.



Well designed

The starting point for good design is the choice of materials. Metals are first extracted from Canadian mines, then transformed into coils before being delivered to our factories to manufacture panel coverings.

In our two production facilities, we have presses that enable us to create a variety of panel designs from which our customers can make their selection. Each panel is then reinforced, assembled, and sealed using our exclusive Garex composite end blocks. Finally, the panels are injected with polyurethane to ensure optimal insulation and structural rigidity.

Easy to customize

Our customers can not only choose the size and color of their garage door, but also customize many other aspects, such as the windows, by choosing window designs patterns, layout and type of glass.

Quick to install

To ensure the most efficient installation, each garage door is delivered with premium tracks, custom-designed springs, the necessary installation hardware, and weatherstripping specially adapted to the model you've chosen.



GAREX

A GARAGE DOOR FOR EVERY STYLE



Illustrated model: Montarville (32)

GARAGE DOOR MANUFACTURER
PERFORMANCE MADE SIMPLE

VISUALIZE YOUR GARAGE DOOR
WITH OUR DESIGN CENTER

QUEBEC

610, Principale St
Val-Alain (QC)
G0S 3H0

NEW-BRUNSWICK

62, Saint-André Rd
Saint-André (NB)
E3Y 3S9

MONTREAL

10020, Mirabeau St
Anjou (QC)
H1J 1T6

T. 1 800 748-3317

F. 1 877 744-3443
info@garex.ca

WWW.GAREX.COM



SCAN ME!
WITH THE CAMERA



A24240JA



FOLLOW US!